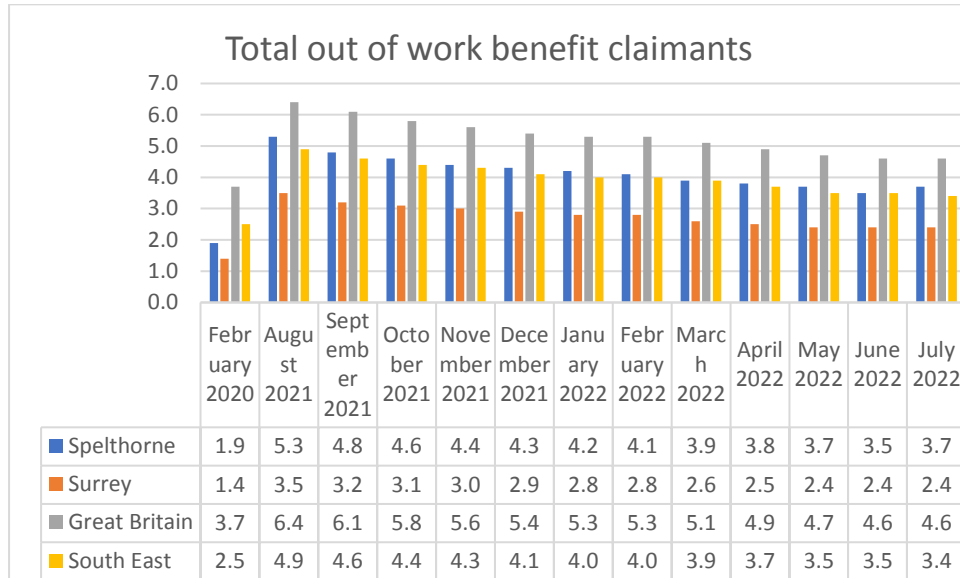


Spelthorne Economic Dashboard

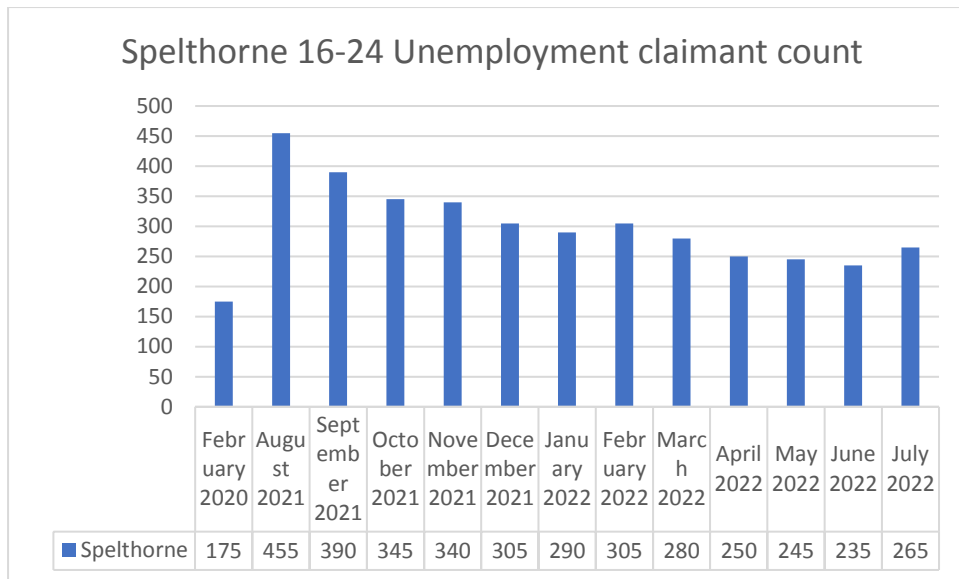
To July 2022

Produced September 2022



I have provided pre-Covid claimant figures at the beginning of the above chart so it is now clear where Spelthorne was pre-pandemic compared to now, and how far we need to travel before we get back to where we started. It also illustrates where we are in the context of Surrey, the south east and GB.

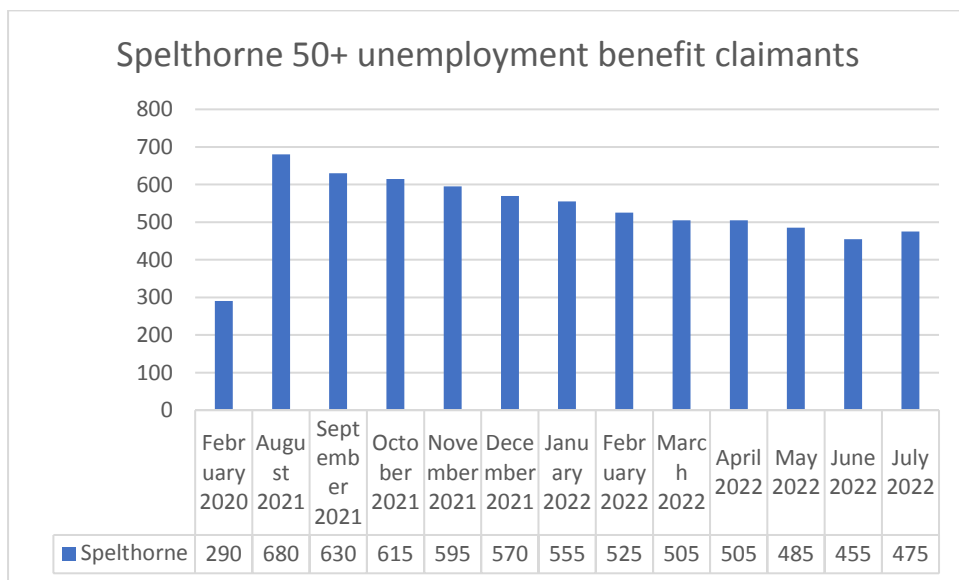
As can be seen in the context of change, Spelthorne still have almost 100% more claimants in July 2022 compared to February 2020, whereas other areas have not fared as badly. This is likely to be attributed to the dependency upon Heathrow for jobs where we had over 3,500 residents directly reliant upon jobs at the airport and many others working within the supply chain. There were significant redundancies at the airport brought about by the impact of Covid and associated restrictions.



The overall claimant count is broken down into two key areas of particular vulnerability, the very young and the old, so a picture of this demographic can be clearly seen. The data is presented in numbers rather than percentages as the data is not available in that format.

Starting with the very young, the above chart shows that the number of claimants for unemployment benefits are recovering quicker in this group with 50% more claimants compared to pre-Covid.

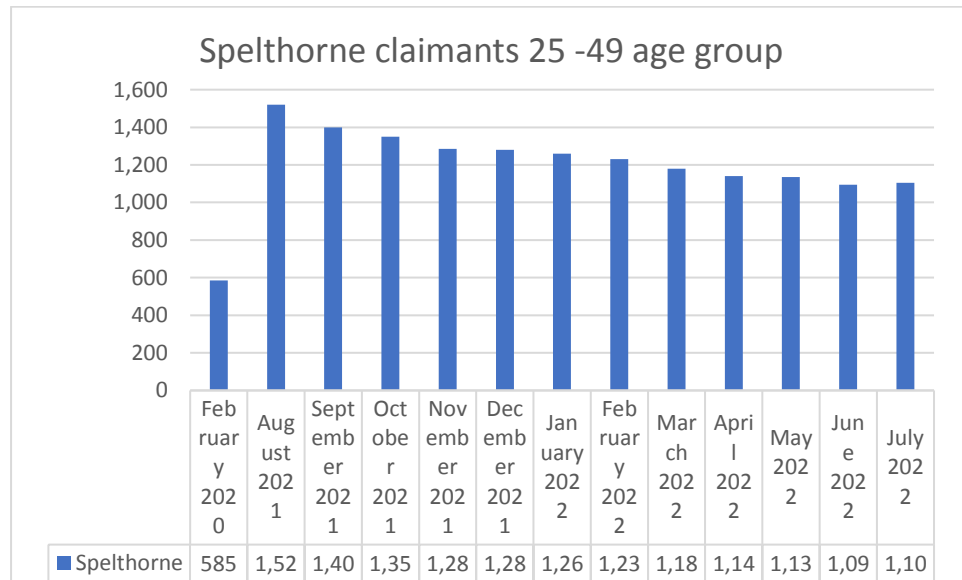
There is a lot of work ongoing in the borough with young people, in particular the Youth Hub which opened in November 2021 and now operating out of the old Decathlon store within the council owned Elmsleigh Centre.



With the 50+ age group the level of claimants compared to pre-pandemic figures show a difference of just over a 60% increase. It is anticipated that this age group will be the one most likely to take job opportunities that are being offered by Heathrow, many returning to their own jobs.

Heathrow are currently recruiting heavily for vacant posts that are needed to be filled in order to meet the demand for flights and cargo. This is not an immediate solution though as the recruitment process takes at least 3 months in order for the necessary security checks to be completed.

Communications are taking place with Heathrow and SBC, one of the outputs is a presentation to the Economic Development Committee at the meeting on 29.9.22



This is the first time these figures have been included in the dashboard but given that the level of overall unemployment has risen by almost 100% and youth unemployment by just 50% it seemed a logical step to these figures.

Numerically, this is the largest cohort and shows a 47% increase compared to the 2020 figure of 585, so the smallest percentage increase in claimants out of the 3 groups